



Automatic Rotary 4-Pallet Changer

One Shuttle - One Receiver - **FOUR** Pallets scheduled and ready to feed your **VMC** or **DRILL TAP** for multiple hours of unattended machining.

Available in pallet sizes from
28" x 15" (711mm x 381mm) up to
50" x 24" (1270mm x 609mm)

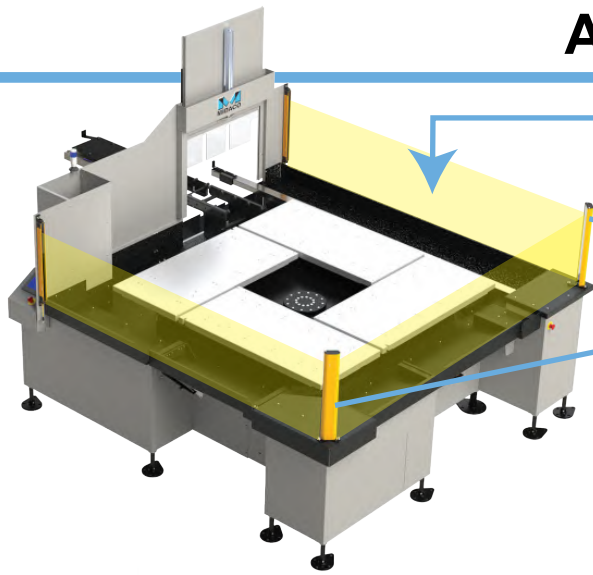
*No overhead obstruction
for robot or crane loading*



*Main image shown with 50" x 24" (1270mm x 609mm) pallets
and a legacy guard panel design with 2-sided light curtain.
Newer models are manufactured with 3-sided light curtain guarding.*

Whether running high volume production of the same part or programming several different set-ups, the **Automatic Rotary 4-Pallet Changer** will increase operator walk-away time and maximize productivity on your new or existing vertical mill. Save money with less spindle idle time due to part change-over and quote your customers more competitively.


Automatic Rotary 4-Pallet Changer



• Easily load and unload parts onto pallets with a crane or robot without any overhead obstruction.


• System includes Light Curtain shuttle guarding via light emitters, mirror and sensors. Pallet change will not occur if invisible light beam is breached.

• Cast iron pneumatic receiver, with hardened and ground locating pins, mounts directly onto the machining center table.



• Once a job cycle is complete, pallets will rotate automatically and the shuttle's servo drive transfers the next pallet onto the receiver.

• Cast aluminum pallets, with durable precision ground steel rails and hardened bushings, assure +/- 0.0001" (0.0025mm) repeatability.



Full 360° rotation



Automatic access door is retrofit to the VMC's side panel.

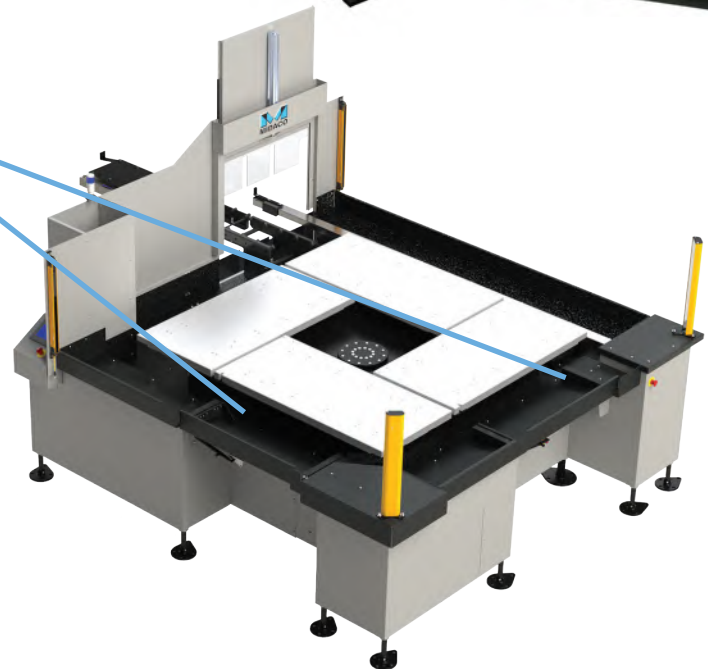


Designed with two (2) loading stations on the shuttle for convenient access to parts on pallets.

Specifications:

- 1 - servo drive shuttle system with automatic door and Light Curtain guarding.
- 4 - cast aluminum pallets from 28" x 15" (711mm x 381mm) up to 50" x 24" (1270mm x 609mm).
- 1 - cast iron pneumatic receiver with a weight capacity of 500 lb (226kg) up to 2,000 lb (908kg) per pallet on largest model. {with weight evenly distributed on pallet}.
- Control panel is fully integrated with the VMC via M-codes.

MIDACO pallet systems are designed for machines with stationary guarding. Some machines require options or customization. Patent pending. Contact your sales representative to confirm model and specifications for all applications. Machinery subject to modifications and amendments.



MIDACO CORPORATION
2000 Touhy Avenue
Elk Grove Village, IL 60007 USA
phone: (855) 593-5668
fax: (847) 593-8451
email: sales@midaco-corp.com



KEEP THE SPINDLE RUNNING!

See how we fit your application

www.midaco-corp.com

