




AutoDoor Opener Systems

for CNC Mills, Lathes and Other Machinery



- ✓ Available with pneumatic cylinders or with servo control.
- ✓ Automatically open and close Single and Double doors on any CNC.
- ✓ Can be interfaced with the CNC control via M-Code.
- ✓ Programable for automated operation or push button for manual operation.
- ✓ Door reverses if met with resistance.
- ✓ Ideal for robot/cobot applications.
- ✓ Reduces operator fatigue and shortens robot/cobot load time.



Automate your machining process with unattended operation. Improve ergonomics and eliminate repetitive manual door opening tasks. Reduce the load on the operator or robot/cobot and minimize downtime with an AutoDoor system on CNC Milling or Turning Centers. The MIDACO AutoDoor Opener is another step forward to increase productivity and efficiency in your shop.


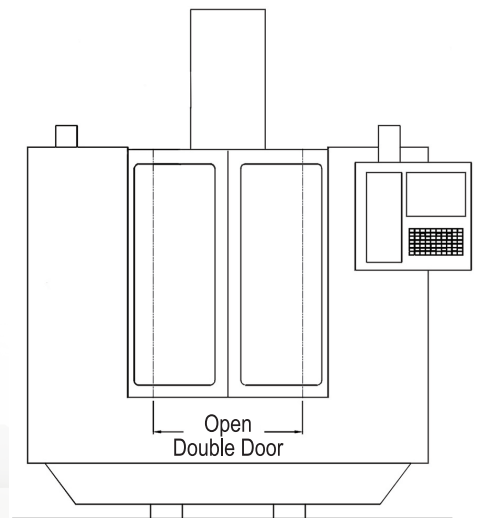
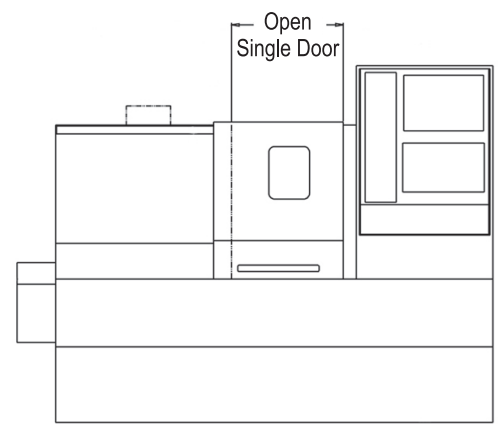
AutoDoor Opener Systems



For Single Doors from 18" to 62"
(457.2mm to 1574.8mm)



For Double Doors from 18" to 96"
(457.2mm to 2438.4mm)



AutoDoor Opener on VMC



Pneumatic

3 push buttons (Open, Close, Reset) operate the door in "Manual" mode. Uses M-Code for "Automated" operation. Uses a pneumatic cylinder to open and close the CNC door(s).

Safety bump strip senses an obstruction while the door is closing and reverses the door to open.

After reset, a soft start valve slowly returns air to the door system. This prevents any rapid door movement upon recovery.

Requires air at 80-120 psi and 110-volt power source.

Servo Control

Touch screen operates the door and provides feedback on any errors.

Uses a high-torque motor with incremental encoder to open and close the CNC doors(s). Interfaced with the CNC via M-Code.

Sensors detect any resistance and reverse the door to open.

After reset, the motor slowly recovers to the open position until it senses that the door is at its home position.

Requires 110-volt power source.



NOTE: CNC machine must be able to supply or receive signal

AUTODOOR OPENER SYSTEMS are designed to be easily installed with standard supplied hardware by most end users or distributors. If special mounting brackets are required, they will be quoted at the time the specific machine information is reviewed by **MIDACO**. Interface installation is the responsibility of the end user or distributor. Contact **MIDACO** to request a quote or discuss your specific application.



MIDACO CORPORATION
2000 E. Touhy Avenue
Elk Grove Village, IL 60007 USA
phone: (847) 593-8420
fax: (847) 593-8451
email: midaco@midaco-corp.com

KEEP THE SPINDLE RUNNING!

See how we fit your application
www.midaco-corp.com

