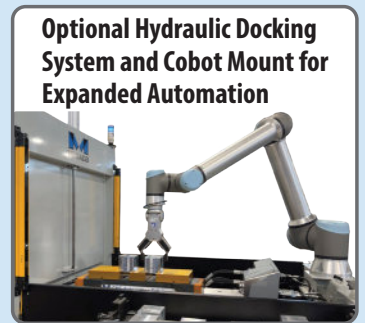




Pallet Changer Model Guide for **Mazak** Machines



Affordable CNC Automation & Productivity Solutions

MIDACO Pallet Changers and Automatic Door Openers increase productivity and decrease down time. **KEEP THE SPINDLE RUNNING!**

MIDACO Model Guide for **Mazak** Machines

Automatic Pallet Changers are available in pallet sizes from 22" x 15" to 150" x 32".



Series A16SD

AS2716SD fits:
VC-EZ 16X



Series A30SD

A3016SD fits:
VC-EZ 16



Series A40SD

A4020SD fits:
VC-EZ 20 (shown)
VCN-570C
VCN-575C



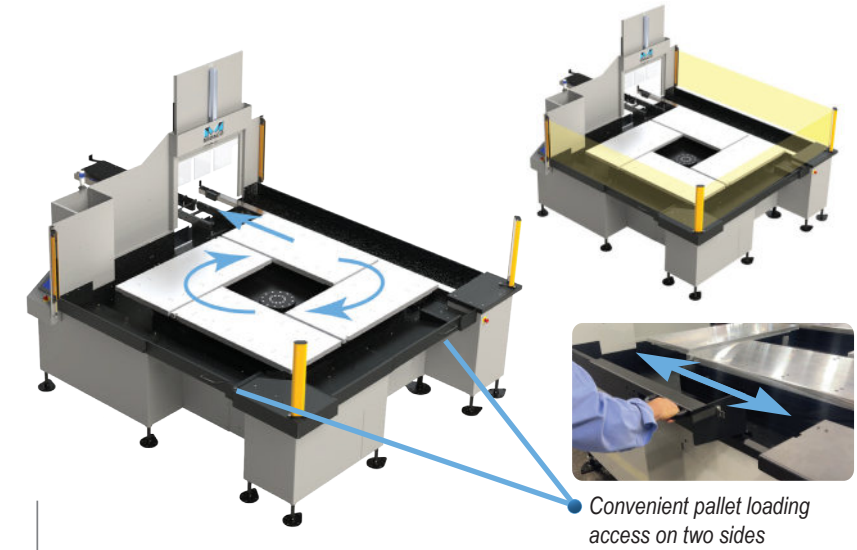
Series A60SD

A6025SD fits:
VC-EZ 26



Series A80SD

A8030SD fits:
VCN 700E/40 II
VCN 700E/50 II



Automatic 4-Pallet Changer

Available in XY pallet sizes of 28"x15" up to 50"x24"

- 4 pallets
- 1 shuttle with 360° rotation
- 1 cast iron receiver
- 2 loading access stations
- 3-sided CE Light Curtain is standard
- NO overhead obstruction for crane loading

Shown with optional Trunnion System for 4th-axis milling on VMC with 1 rotary indexer



* also see Automatic 4-Pallet Changer model A2816SDR4



* also see Automatic 4-Pallet Changer model A3016SDR4



* also see Automatic 4-Pallet Changer model A4020SDR4



CE Light Curtain Guarding Option

With 3-sided guarding via a light emitter, mirrors and sensors, a pallet change will not occur if the invisible light beams surrounding the shuttle system are breached.



Manual Pallet Changers* are available in pallet sizes from 16" x 14" to 60" x 30" or contact us for custom application.



Flip-Down Transfer Bridge may be required depending on location of the VMC control panel



AutoDoor Opener

Available for Single and Double doors on Milling and Turning Centers.

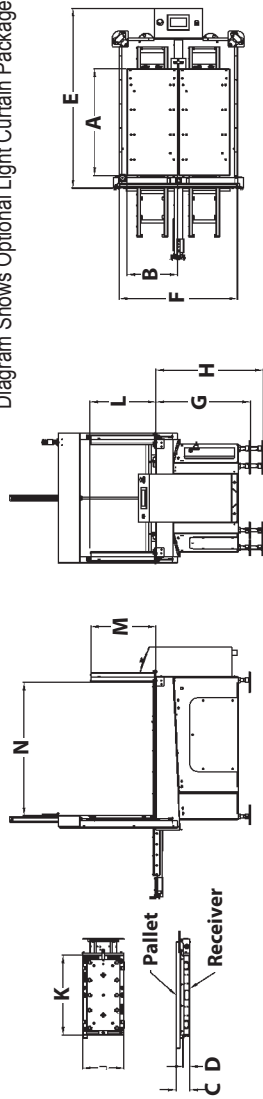
AUTOMATIC PALLET SYSTEM SPECIFICATIONS

MIDACO pallet systems are designed for machines with stationary guarding. Some machines require options or customization. Contact your sales representative to confirm model and specifications for all applications.

Automatic	A2215SD & A2216SD	A2416SD & AS2716SD	A3016SD	A3018SD & A3020SD	A4020SD	AS4525SD	AS5020SD	AS5025SD	A5025SD	A6025SD, A6030SD, A6432SD	A6440SD & A6440SD	
Specifications	lbs. / in	kg / mm	lbs. / in	kg / mm	lbs. / in	kg / mm	lbs. / in	kg / mm	lbs. / in	kg / mm	lbs. / in	kg / mm
Clamping Force*	4500	2041.2	5200	2358.7	5200	2358.7	5200	2358.7	7500	3401.9	15400	6985.3
Receiver Weight	95	43.1	95-107	43.1-48.5	223	101.2	239	108.4	240	108.9	594	269.4
Pallet Thickness	1	25.4	1-1.25	25.4-31.8	1.5	38.1	1.5	38.1	2	50.8	2	50.8
Pallet Load Cap**	250-500	113.4-226.8	250-500	113.4-226.8	1000†	453.6	1000†	453.6	2000	907.2	4000	1814.4
A (Pallet X Dim)	22	568.8	24-28	609.6-711.2	30	762.0	40	1016.0	45	1143.0	60-64	1524-1825.6
B (Pallet Y Dim)	14-15	355.6-381	14-28	355.6-381	15.5	392.7	17-19	431.8-482.6	19	482.6	24-31	609.6-787.4
C	4.13	104.9	4.13-4.4	104.9-111.1	5.17	131.3	5.17	131.3	5.67	144.0	6.91	175.5
D	2.5	63.5	2.5	63.5	2.56	65.0	2.56	65.0	2.56	65.0	3.8	96.5
E	47.1	1196.3	53	1346.2	57.4	1458.0	68	1727.2	77.4	1966.0	76.4	1940.6
F	35.2	894.1	35.2	894.1	36.2	919.5	44.2	1122.7	44.2	1122.7	57	1447.8
G (Min Height)	34.8	883.9	34.8	883.9	38	965.2	38	965.2	38	965.2	38	965.2
H (Max Height)	44.8	1137.9	44.8	1137.9	49	1244.6	49	1244.6	49	1244.6	52	1320.8
J (Receiver)	13	330.2	13	330.2	15.5	393.7	15.5	393.7	15.5	393.7	19.5	495.3
K (Receiver)	18	457.2	18	457.2	30	762.0	30	762.0	30	762.0	50	1270.0
L (Door Opening)	16	406.4	16	406.4	20	508.0	20	508.0	20	508.0	28	711.2
M (LC Height)	24	609.6	24	609.6	24	609.6	24	609.6	24	609.6	24	609.6
N (LC Opening)	30	762.0	36	914.4	39.9	1013.5	39.9	1014.0	49.9	1267.5	58.9	1496.1

Automatic	A8030SD & A8432SD	A8035SD & A8440SD	A12030SD & A12040SD	A15032SD
Specifications	lbs. / in	kg / mm	lbs. / in	kg / mm
Clamping Force*	20500	9298.6	20500	9298.6
Receiver Weight	1298	588.8	1298	588.8
Pallet Thickness	2.5	63.5	2.5	63.5
Pallet Load Cap**	8000	3628.7	8000	3628.7
A (Pallet X Dim)	80-84	2032-2133.6	120	3048.0
B (Pallet Y Dim)	29-31	736.6-787.4	34-5-39	876.3-990.6
C	8.12	206.2	8.12	206.2
D	4.24	107.7	4.24	107.7
E	120.5	3060.7	120.5	3060.7
F	73.2	1889.3	85	2159.0
G (Min Height)	45	1143.0	45	1143.0
H (Max Height)	57-65	1448-1651	57-65	1448-1651
J (Receiver)	25.5	647.7	25.5	647.7
K (Receiver)	75	1905.0	75	1905.0
L (Door Opening)	32	812.8	32	812.8
M (LC Height)	36.3	922.0	36.3	922.0
N (LC Opening)	99.2	2519.7	97.7	2481.6

Diagram Shows Optional Light Curtain Package



NOTE: Pallet load capacity is based on the weight of the parts evenly distributed on pallet.

*At 100PSI (6.9 bar) **At 120PSI (8.2 bar) with weight evenly distributed on pallets
 † Optional 2000 lb (907kg) Pallet Load Capacity with weight evenly distributed on pallets.
 Patented. Specifications subject to change without notice.

MIDACO CORPORATION
 2000 Touhy Avenue
 Elk Grove Village, IL 60007 USA
 phone: (847) 593-8420
 fax: (847) 593-8451
 email: sales@midaco-corp.com

KEEP THE SPINDLE RUNNING!
 See how we fit your application
www.midaco-corp.com
 Made in USA
 AMT tma

A clean shop is a productive shop!

 MIDACO Fan for Automated Chip and Coolant Cleaning.
 Industrial vacuums for CNC chip & fluid extraction, filtration & reintegration.

