



MIDACO Vacuum Systems

for CNC Coolant, Oil and Chip Removal



MIDACO CNC Industrial Vacuum Systems are designed to meet the extraction and recovery needs for coolant, oils, and emulsions with efficient filtration of metal chips through a micro-perforated carbon steel basket. This allows for easy disposal or quick reintegration of filtered lubricant and coolant. Decrease CNC machine downtime and reduce maintenance and oil replacement cost due to CNC clean up.



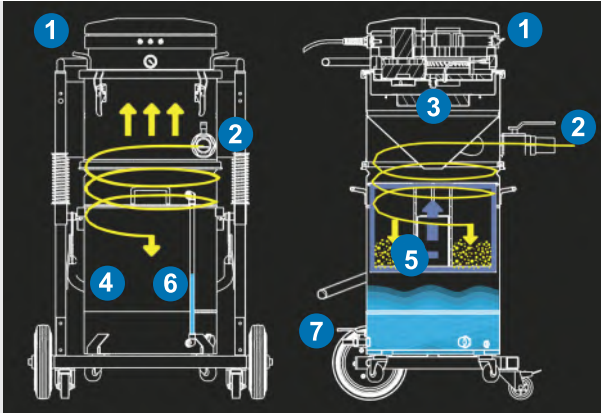
M264V Industrial Vacuum

Power	kW HP	3.9 5.2
Vacuum	mBar inHg	250 7.38
Air Flow Rate	l/min m3/h CFM	9500 570 336
Voltage	V-Hz	115/230 - 50/60
Tank Capacity	gal L/min	26.4 100
Solids Container	gal L/min	13.2 50
Vacuum Inlet	in mm	1.96 50
Extraction Time	gal L sec	26.4 100 26
Sound Level	dB(A)	72
Weight	lbs Kg	198.4 90
Dimensions	inches (Cm)	27.5"x17.7"x55" (70x45x140)



Description

- 1 - Vacuum head with 3 single-phase bypass motors.
- 2 - Material enters the “cyclone” and falls into the container.
- 3 - Filter stops the oily steam generated in the vacuum.
- 4 - Liquid is drawn into the 26.4 gal. (100L) container. Safety float stops the vacuum when the container is full.
- 5 - Micro-perforated carbon steel basket separates solids and the liquid.
(includes a 150 micron PPL filter for very fine chips)
- 6 - External indicator shows liquid level in the container.
- 7 - 1” (25.4mm) valve at base for quick draining.



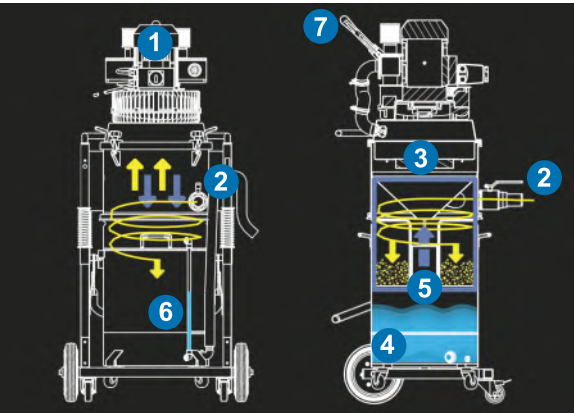
M264VOS Industrial Vacuum with Flow Inversion

Power	kW HP	3 4
Vacuum	mBar inHg	320 9.45
Cont.Cycle Vacuum	mBar inHg	250 5.91
Air Flow Rate	l/min m3/h CFM	7000 420 294
Voltage	V-Hz	400 - 50/60
Tank Capacity	gal L/min	26.4 100
Solids Container	gal L/min	13.2 50
Vacuum Inlet	in mm	1.96 50
Extraction Time	gal L sec	26.4 100 38
Discharge Time	gal L sec	26.4 100 92
Sound Level	dB(A)	78
Weight	lbs Kg	242.5 110
Dimensions	inches (Cm)	33"x28"x63.8" (84x71x162)



Description

- 1 - Vacuum is run by a 3 kW lateral channel Siemens turbine.
- 2 - Material enters the “cyclone” and falls into the container.
- 3 - Filter stops the oily steam generated in the vacuum.
- 4 - Liquid is drawn into the 26.4 gal. (100L) container. Safety float stops the vacuum when the container is full.
- 5 - Micro-perforated carbon steel basket separates solids and the liquid.
(includes a 150 micron PPL filter for very fine chips)
- 6 - External indicator shows liquid level in the container.
- 7 - 1” (25.4mm) valve at base for quick draining.



M343VOS Industrial Vacuum with Flow Inversion

Power	kW HP	2.4 3.2
Vacuum	mBar inHg	250 6.79
Air Flow Rate	l/min m3/h CFM	5000 380 224
Voltage	V-Hz	240 - 50/60
Tank Capacity	gal L	34.34 130
Solids Container	gal L	10.56 40
Vacuum Inlet	in mm	1.96 50
Extraction Time	gal L sec	34.34 130 30
Discharge Time	gal L sec	34.34 130 50
Sound Level	dB(A)	70
Weight	lbs Kg	209.44 95
Dimensions	inches (Cm)	27.5"x46.5"x52" (70x118x132)



air flow inversion



discharge nozzle



filter for very fine chips

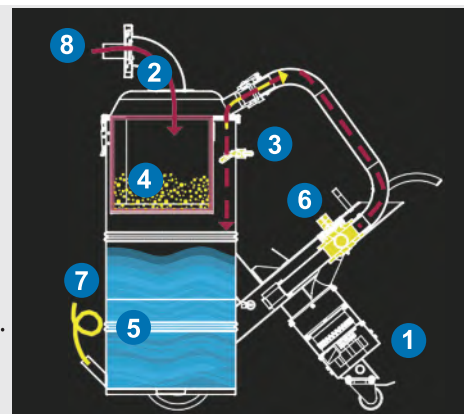


chip container



Description

- 1 - Vacuum is run by two single phase bypass motors with 2.4 kW of power.
- 2 - Material enters the "cyclone" and falls into the container.
- 3 - Electric sensor automatically shuts off the suction of the motors.
- 4 - Micro-perforated carbon steel basket separates solids and the liquid.
(includes a 150 micron PPL filter for very fine chips)
- 5 - Liquid is drawn into the 34.34 gal. (130L) container.
- 6 - The air flow inversion system allows discharge of the collected liquid.
- 7 - Liquid is discharged through an oil-proof rubber tube and manually adjusted valve.
- 8 - A check valve inside the input connector ensures the liquids does not leak out during draining.



M740VOS Industrial Vacuum with Flow Inversion

Power	kW HP	3.9 5.2
Vacuum	mBar inHg	250 7.38
Air Flow Rate	l/min m3/h CFM	9500 570 336
Voltage	V-Hz	115/230 - 50/60
Tank Capacity	gal L	73.97 280
Solids Container	gal L	10.57 40
Vacuum Inlet	in mm	1.96 50
Extraction Time	gal L sec	73.97 280 63
Discharge Time	gal L sec	73.97 280 60
Sound Level	dB(A)	72
Weight	lbs Kg	485 220
Dimensions	inches (Cm)	27.5"x57"x55" (70x145x140)



3 single-phase bypass motors



immersion pump

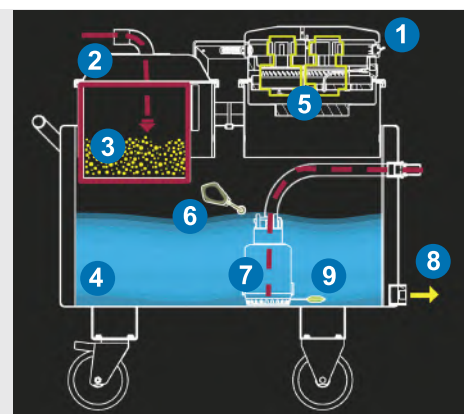


micro-perforated carbon steel basket



Description

- 1 - Vacuum is generated by a head with 3 single-phase bypass motors.
- 2 - Material is suctioned from above and falls into the sieve.
- 3 - Micro-perforated carbon steel basket separates solids and the liquid.
(includes a 150 micron PPL filter for very fine chips)
- 4 - Liquid is drawn into the 73.97 gal. (280L) container.
- 5 - Filter stops oily steam generated in the vacuum.
- 6 - A level sensor automatically stops the vacuum upon reaching maximum capacity.
- 7 - The immersion pump ensures continuous emptying of liquids.
- 8 - The liquid is discharged through rubber tube and a manually adjusted valve.
- 9 - A level sensor on the pump automatically stops drainage upon min. liquid level.






CNC Industrial Vacuum Systems

M1000ILKIT Attachment Kit



- | |
|---|
| 1 - flexible hose 124" (3149.6mm) long |
| 2 - aluminum extension wands |
| 1 - 18" (457mm) wide floor tool |
| 1 - 4.5" (114.3mm) wide hand tool |
| 1 - 2" (50.8mm) dia. round hand tool |
| 1 - 15.5" (393.7mm) long narrow crevice hand tool |
| Set of Connectors |

Note: specific attachments may vary depending on vacuum model



Efficiency is essential in any machine shop to maintain productivity. Time spent during maintenance and cleaning your machine tool cuts into production time. The average time needed for an operator to empty, clean and reintegrate the oil emulsified inside a machining center is about 4 hours. Using a proper industrial vacuum can cut that time in half.

MIDACO CNC Industrial Vacuum Systems decrease machine down time, reduce machine tool maintenance cost. Systems with liquid recovery and reintegration features save on cost of oil and coolant.



MIDACO CORPORATION
2000 E. Touhy Avenue
Elk Grove Village, IL 60007 USA
phone: (847) 593-8420
fax: (847) 593-8451
email: midaco@midaco-corp.com



See how we fit your application
www.midaco-corp.com

Proud member of...
AMT
THE ASSOCIATION FOR MANUFACTURING TECHNOLOGY
703-893-2900 • www.AMTonline.org

