



Industrial Floor Cleaning Machines

Sweepers and Scrubbers for Commercial Maintenance

MIDACO offers **Walk-Behind and Ride-On Floor Sweepers and Scrubbers**, expertly designed to keep your facility clean and operating at peak efficiency. These advanced cleaning solutions effectively remove dust, debris, grime, metal chips, and other contaminants from a variety of floor surfaces, ensuring a cleaner, safer, and more productive work environment.



Whether you require a compact walk-behind model or a ride-on machine, MIDACO offers durable, high-performance industrial floor cleaning equipment to effectively meet all your cleaning requirements.

Walk-Behind Floor Sweeper - Item# WBS28SP

The **Walk-Behind Industrial Floor Sweeper's** compact design allows it to maneuver easily through standard doorways, making it ideal for warehouses, factories, retail spaces, and more. Engineered for superior performance on hard floors and carpets, this self-propelled industrial sweeper features an adjustable main broom and side brush which operate independently, allowing for customized cleaning control to tackle dirt, dust, debris and metal chips effectively. Powered by a 12V battery system, the unit includes an on-board charger for fast and convenient charging, ensuring minimal downtime. The overthrow dirt hopper design increases collection capacity, while its swiveling handlebar provides effortless operation and quick removal of collected debris.

Power Source	(1) Battery 12V
Charger	On-Board
Hopper Capacity	10 gal (38L) / 55 lbs
Sweep Path	28" (711 mm)
Main Broom	20.1" (510.5 mm)
Side Broom	15.8" (401.3 mm)
Noise Level	<= 68 dB (A)
Weight with batteries	269 lbs (122 kg)
Weight w/o drive/batteries	225 lbs (102 kg)
Working Speed	3.1 mph (5 kh)
Dust filter	99.9% at 3 microns
Productivity	37,943 sq. ft./hr
Dimensions w/ brush and w/ handle bar folded forward	43.3"L x 27.2"W x 28.4"H (1100mm x 691mm x 721mm)



Key Features

- Carpet care kit is standard on all units.
- Self-propelled with adjustable speed operation for ease of use.
- Ergonomically shaped, adjustable handle for operator comfort.
- Powerful dust control system with easy filter access. (99.9% @ 3 microns).
- Durable. Constructed of rotomolded plastic and 12 gauge steel frame.

Ride-On Floor Scrubber - Item# RFS20D

Power Source	Battery 24V
Charger	On-Board
Solution/Recovery Capacity	18 gal (68L)
Max Speed	3.1 mph (5kh)
Main Brush	20" (508 mm)
Brush motor	600 watts
Vacuum Motor	550 watts
Vacuum Airflow	69 cfm (32.4L /sec)
Vacuum Waterlift	68" (169 mbar)
Min. Turn-around aisle width	50.5" (1283 mm), 360° rotation
Noise Level	<= 68 dB (A)
Weight with batteries/solution	691 lbs (313 kg)
Weight w/o batteries/solution	342 lbs (155 kg)
Max Speed	3.1 mph (5 kh)
Max Run Time	3-3.5 hours
Squeegee Width	25" (635 mm)
Productivity	22,015 sq. ft./hr
Dimensions w/ squeegee	47.5"L x 25.5"W x 45"H (1206mm x 648mm x 1143mm)

The **Ride-On Floor Scrubber** is designed with an innovative 360-degree turning system and unique squeegee assembly to ensure superior cleaning results on hard floors in warehouses, factories, retail spaces, and other industrial environments. Its compact ride-on design allows for effortless operation in tight spaces while delivering deep cleaning power for removing dirt, grime, chips and stains.



Key Features

- Large capacity 18-gallon solution and recovery tanks.
- Capable of turning 360 degrees on its own axis providing exceptional floor cleaning maneuverability.
- Features a built-in squeegee positioned under the unit, ensuring complete water pickup by following the brush or pad driver.

Walk-Behind Floor Scrubber - Item# WBFS20D

Power Source	(2) Batteries 12V
Charger	On-Board
Drive Motor	1/5 HP (150W)
Solution/Recovery Capacity	12gal (45L) / 13gal (49L)
Scrubbing Path	20" (508 mm)
Squeegee Width	34" (860 mm)
Vacuum Flow	65 cfm (110 m3/hr)
Vacuum Power	.60HP (450 W)
Vacuum Waterlift	45" (112 mbar)
Brush motor power	3/4 HP (560W)
Brush RPM	180 RPM
Noise Level	<= 68 dB (A)
Weight with batteries	313 lbs (142 kg)
Weight w/o drive/batteries	203 lbs (92 kg)
Working Speed	3.1 mph (5kh)
Productivity	20,000 sq. ft/hr
Dimensions w/ squeegee	47.4"L x 33.3"W x 42.3"H (1204mm x 846mm x 1074mm)

The **Walk-Behind Floor Scrubber** delivers powerful, efficient cleaning for commercial and industrial spaces. Its 20-inch cleaning path and high-performance motor ensure deep cleaning on hard floors, while the compact, self-propelled design allows for easy maneuverability in tight spaces like warehouses, factories, CNC machine shops and retail stores. Built for extended use, this durable floor scrubber enhances productivity with minimal operator effort, making it a reliable, high-efficiency maintenance solution.



Key Features

- Adjustable ergonomic handle ensuring superior control and comfortable operation.
- Features effortless brush change-out with a simple switch turn, eliminating the need for manual brush removal.
- Designed for daily scrubbing and floor finish removal with correct pad, providing effective cleaning and restoration.
- Equipped with a standard parabolic squeegee, designed for optimal water pickup without requiring operator adjustments.

Walk-Behind Floor Scrubber with Cylindrical Brush - Item# WBFS20C

Power Source	(2) Batteries 12V
Charger	On-Board
Drive Motor	1/5 HP (150W)
Solution/Recovery Capacity	12gal (45L) / 13gal (49L)
Scrubbing Path	20" (508 mm)
Squeegee Width	34" (860 mm)
Vacuum Flow	65 cfm (110 m3/hr)
Vacuum Power	.60HP (450 W)
Vacuum Waterlift	45" (112 mbar)
Brush motor power	3/4 HP (560W)
Brush RPM	600 RPM
Noise Level	<= 68 dB (A)
Weight with batteries	370 lbs (168 kg)
Weight w/o drive/batteries	235 lbs (107 kg)
Working Speed	3.1 mph (5kh)
Productivity	20,000 sq. ft/hr
Dimensions w/ squeegee	44.5"L x 34"W x 43.25"H (1130mm x 864mm x 1100mm)

The **Walk-Behind Floor Scrubber with Cylindrical Brush** is a high-performance cleaning solution built for commercial and industrial applications. Its cylindrical scrubbing system provides superior cleaning power, efficiently removing dirt, grime, and contaminants from hard floors. The self-propelled compact design allows for easy maneuverability in tight spaces. Equipped with a 12-gallon tank, this scrubber supports extended cleaning cycles, ensuring continuous operation and maximum productivity. Perfect for businesses seeking reliable, efficient floor cleaning, this walk-behind scrubber delivers excellent results with minimal downtime.



Key Features

- Small, compact design allows for cleaning even in tight spaces.
- Low brush deck is ideal for cleaning around and underneath obstacles.
- On-board charger is convenient and allows the machine to be charged anywhere.
- Traction drive offers ergonomic, adjustable speed regulation with the turn of a dial.



Your Trusted Partner Since 1969

Delivering innovative CNC automation solutions and machine shop efficiency products to maximize productivity and minimize idle time for a lifetime of manufacturing success.



Automatic Pallet Changer*

- 1 shuttle
- 2 pallets

Pallet Sizes from 22"x14" up to 150"x39"
"Y-Axis Shift" systems available for mills which do not move in Y-axis.



Automatic "Dual System" Pallet Changer*

- 2 shuttles
- 4 pallets

Pallet Sizes from 22"x14" up to 150"x31"



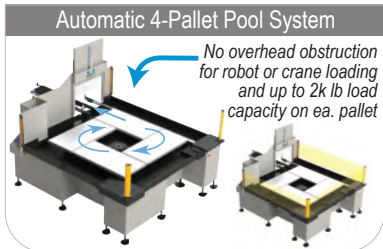
Automatic "Dual System" for Large Mills*

- 2 shuttles
- 2 pallets

up to 32k lb load capacity ea. pallet

Pallet Sizes from 30"x20" to 190"x72"

*Optional Light Curtain Guarding available for all Automatic Pallet Changer systems



Automatic 4-Pallet Pool System

No overhead obstruction for robot or crane loading and up to 2k lb load capacity on ea. pallet

Pallet Sizes from 28"x 15" up to 50"x24"




Manual Front Loading Pallet Changer

Pallet Sizes from 16"x14" to 60"x25"



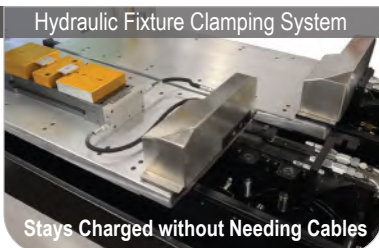
Manual "Micro" Pallet Changer

Pallet Sizes 12.75" x 10.5" or 8.5" dia.



Pallet Changer Mount for Robot/Cobot

Let Your Robot/Cobot Load the Pallet



Hydraulic Fixture Clamping System

Stays Charged without Needing Cables

Ideal for Robot/Cobot Part Loading



Trunnion for 4-Axis Machining on VMC

No Cable Management Needed

Only 1 rotary indexer required for 2 pallets



Robot Access Door for Any Enclosed CNC

Retrofit for Alternate CNC Access



CNC AutoDoor Opener System

UNIVERSAL ROBOTS
UR+ Partner

Ideal for Robot/Cobot Part Loading



CNC Chip & Coolant Maintenance

Automatic Coolant Cleaning System and Chip Washdown System



Industrial Vacuums for CNC Fluid & Chips

Filtered for Easy Disposal or Reintegration



MIDACO CNC Chip Fan

Available in 4.5" and 2.5" Blade Length



Vacuum Pedestal & Grinder-Guard with LED

Increase Visibility and Capture Debris



MIDACO CORPORATION
2000 Touhy Avenue
Elk Grove Village, IL 60007 USA
phone: (855) 593-5668
fax: (847) 593-8451
email: sales@midaco-corp.com

See how we fit your application
www.midaco-corp.com

