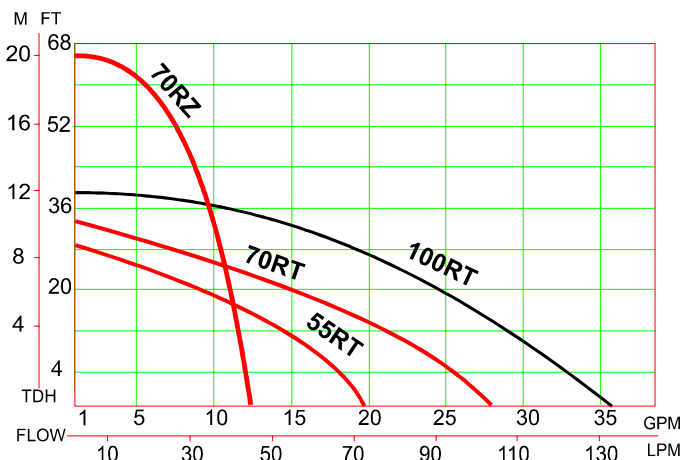
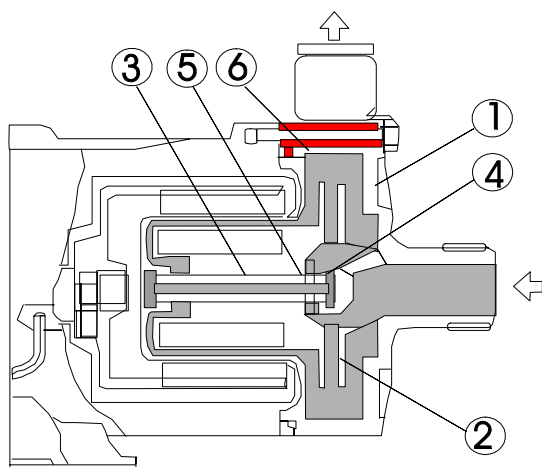




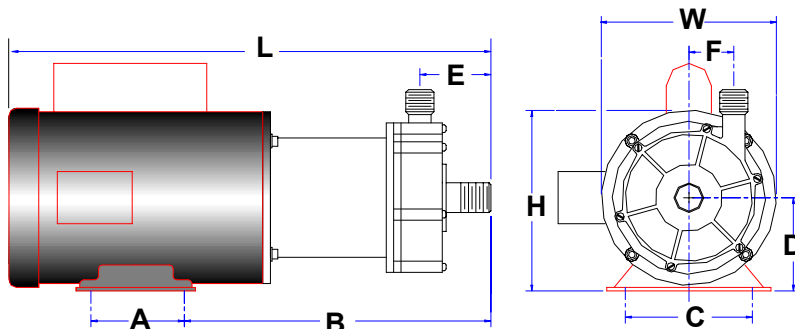
MD-55/70/100



- Twin bearing system handles thrust loads, extends service life
- Hollow rotating / Internal cooling circuit reduces bearing temperature
- Compact / Quiet energy efficient design
- Few moving parts for easy maintenance
- Other sizes, voltages & materials available



Part	Material
1 Casing	GRFPP
2 Impeller	GFRPP or CFRPP
3 Spindle	Ceramic
4 Bearing	PTFE
5 Thrust Ring	Ceramic or PE
6 O-ring	FKM or EPDM



Dimensions (inches) and Specifications

Model	W	H	L	A	B	C	D	E	F
MD-55R(T)	4.72	6.10	10.77	1.57	7.05	3.94	2.56	2.42	1.57
MD-70R(T)	5.63	6.11	10.18	2.76	5.71	4.25	2.56	2.07	1.70
MD-70RZ(T)	5.63	6.50	9.72	2.76	5.24	4.25	2.56	1.65	1.87
MD-100R(T)	6.14	6.89	12.67	2.76	6.38	4.33	2.95	2.55	1.71

Model	CONNECTIONS		MOTOR		AMPS 115V	MAX FLOW GPM	MAX HEAD FT	MAX SYS PRESSURE PSI	S.G.	WEIGHT LBS
	HOSE	NPTM	OUTPUT (HP)	SPEED (RPM)						
MD-55R(T)	1	1	1/8	3400	1.6	18.4	26.9	17.06	1.2	10.1
MD-70R(T)	1	1	1/4	3400	2.8	25.6	31.8	21.33	1.0	13.2
MD-70RZ(T)	3/4	3/4	2/7	3400	3.8	11.4	66.6	42.70	1.0	13.2
MD-100R(T)	1	1	1/3	3400	3.4	35.6	39.0	25.60	1.2	18.7